


## **B975 User Guide**

# CHAPTER 2 Safety

***Safety is not optional. Read and follow the recommendations here.***

***Read the owner's manual that came with your router and router table. It is essential to understand all manufacturer's instructions completely.***



**⚠ Always wear:**

- approved safety glasses;
- a face mask to protect yourself from harmful dust;
- hearing protection.

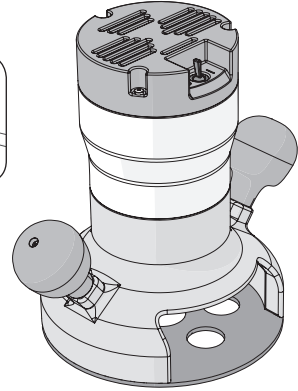
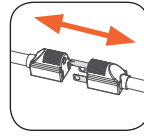


**⚠ Never drink alcohol or take medications** that can cause drowsiness while operating a router.

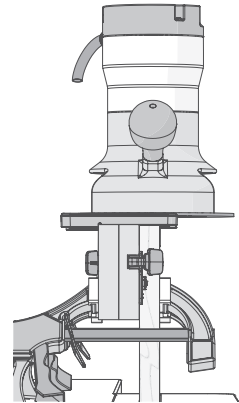



**⚠ Always disconnect the power source** before installing bits, guide bushings or making adjustments. Before reconnecting the router to the power source, make sure the bit and collet revolve freely with and without the guide bushing in place.

After routing, wait for the bit to come to a complete stop before removing the router from the jig.



**⚠ Do not tilt the router.** Keep the router flat on the jig during all routing.



**⚠ Never rout at face level.** Chips and sawdust are thrown out at high speed. ■

